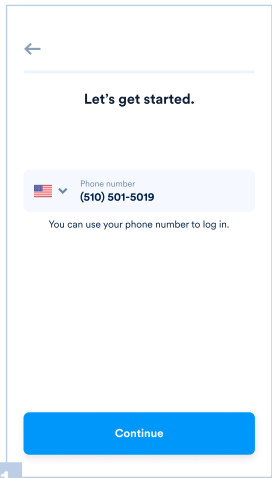
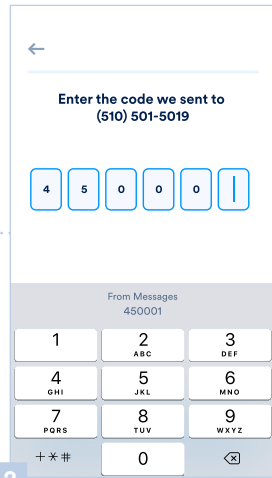


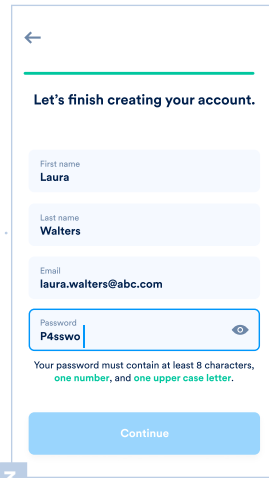
How to Sign Up for Payactiv



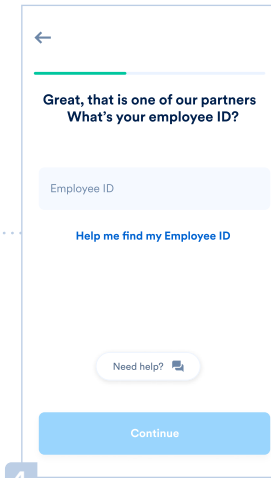
1 Enter your mobile number and press "Continue".



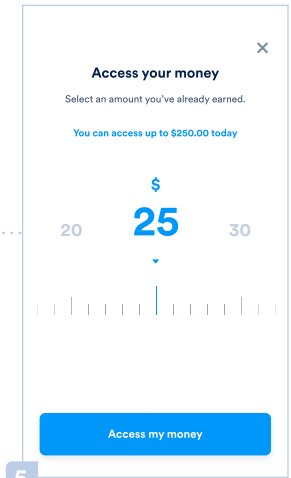
2 Enter the code sent to your phone number.



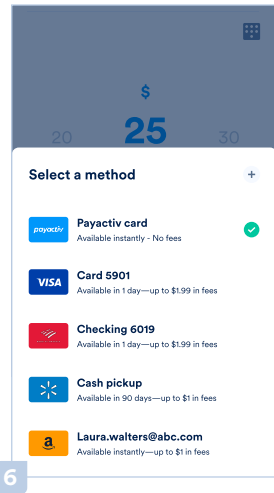
3 Fill in the blanks to set up your account.



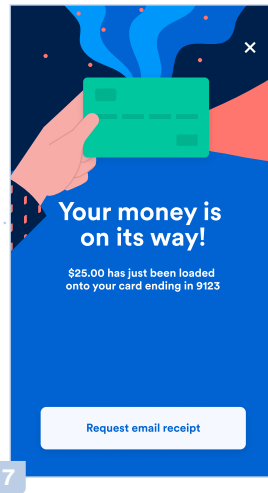
4 Enter your employee ID.



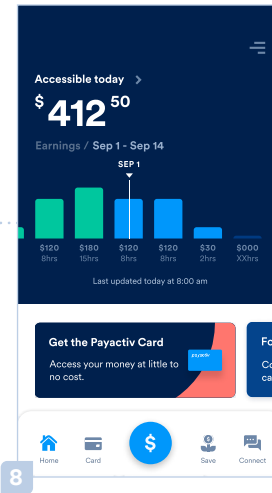
5 Choose the amount you want to access.




6 Select where you want your wages transferred.




7 That's it! Welcome to Payactiv.



8 From here, you can link your bank account, use our financial tools, and more!



Scan the QR code to learn more at bit.ly/payactiv-deaconess-health



Don't have the app yet?

Visit the Apple or Google app store download the Payactiv App today!